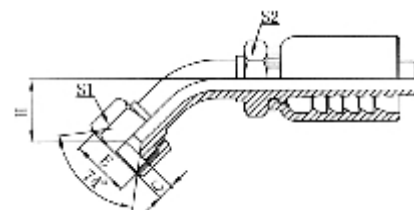


22691F

90°英管内螺纹60°外锥面台式连体
90° BP FEMALE 60° CONE
INTEGRAL FITTING

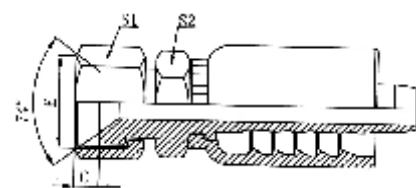
代号 PART NO.	螺纹 E THREADE	胶管 HOSE BORE		尺寸 DIMENSIONS			
		公称内径 DN	标号 DASH	C	S1	S2	H
22691F-04-04B	G1/4"X19	6	04	5.5	17	17	28
22691F-06-06B	G3/8"X19	10	06	6	22	19	36
22691F-08-08B	G1/2"X14	12	08	7	27	22	42
22691F-12-12B	G1/4"X14	20	12	9	32	32	58
22691F-16-16B	G1"X11	25	16	11	38	38	68
22691F-20-20B	G1.1/4"X11	32	20	11	50	50	81.5
22691F-24-24B	G1.1/2"X11	40	24	12	55	55	94



26741F

45°美制 JIC 内螺纹 74°内锥面台式连体
45° JC FEMALE 47° CONE SEAT
INTEGRAL FITTING

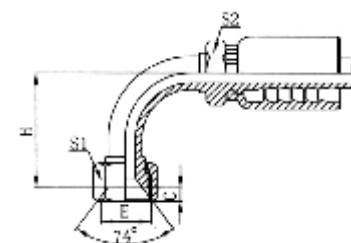
代号 PART NO.	螺纹 E THREADE	胶管 HOSE BORE		尺寸 DIMENSIONS			
		公称内径 DN	标号 DASH	C	S1	S2	H
26741F-04-04B	7/16"X20	6	04	9	17	17	15
26741F-06-06B	9/16"X18	10	06	10	19	19	20
26741F-08-08B	3/4"X16	12	08	11	24	22	20
26741F-10-10B	7/8"X14	16	10	12	27	27	24
26741F-12-12B	1.1/16"X12	20	12	13	32	32	27
26741F-16-16B	1.5/16"X12	25	16	14	38	38	31.5
26741F-20-20B	1.5/8"X12	32	20	15	50	50	35
26741F-24-24B	1.7/8"X12	40	24	19	55	55	42



26711F

美制 JIC 内螺纹 74°内锥面台式连体
JIC FEMALE 74° CONE SEAT
INTEGRAL FITTING

代号 PART NO.	螺纹 E THREADE	胶管 HOSE BORE		尺寸 DIMENSIONS			
		公称内径 DN	标号 DASH	C	S1	S2	H
26711F-04-04B	7/16"X20	6	04	9	17	17	
26711F-06-06B	9/16"X18	10	06	10	19	19	
26711F-08-08B	3/4"X16	12	08	11	24	22	
26711F-10-10B	7/8"X14	16	10	12	27	27	
26711F-12-12B	1.1/16"X12	20	12	13	32	32	
26711F-16-16B	1.5/16"X12	25	16	14	38	38	
26711F-20-20B	1.5/8"X12	32	20	15	50	50	
26711F-24-24B	1.7/8"X12	40	24	19	55	55	



26791F

90°美制 JIC 内螺纹 74°内锥面台式连体
90° JC FEMALE 47° CONE SEAT
INTEGRAL FITTING

代号 PART NO.	螺纹 E THREADE	胶管 HOSE BORE		尺寸 DIMENSIONS			
		公称内径 DN	标号 DASH	C	S1	S2	H
26791F-04-04B	7/16"X20	6	04	9	17	17	28
26791F-06-06B	9/16"X18	10	06	10	19	19	36
26791F-08-08B	3/4"X16	12	08	11	24	22	42
26791F-10-10B	7/8"X14	16	10	12	27	27	55
26791F-12-12B	1.1/16"X12	20	12	13	32	32	58
26791F-16-16B	1.5/16"X12	25	16	14	38	38	68
26791F-20-20B	1.5/8"X12	32	20	15	50	50	76
26791F-24-24B	1.7/8"X12	40	24	19	55	55	90