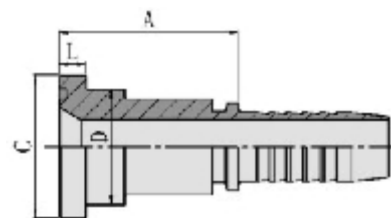


87993L

90° SAE 法兰 9000PSI 内锁式加强
90° SAE FLANGE 9000PSI INTERLOCK STRENGTHEN

代号 PART NO.	法兰型号 FLANGE SIZE	软管 HOSE BORE		尺寸 DIMENSIONS			
		公称内径 DN	标号 DASH	C	D	L	H
87993L-20-20	1.1/4"	32	20	54	43.6	14.3	90.5
87993L-24-24	1.1/2"	40	24	63.5	50.8	14.3	105
87993L-32-32	2"	50	32	79.4	66.5	14.3	124



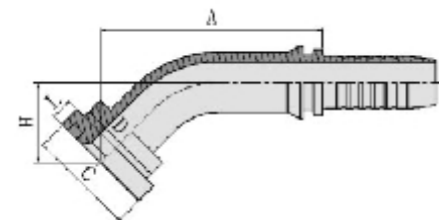
88111

日制法兰 JIS FLANGE

代号 PART Number	螺纹E THREAD E	软管 HOSE BORE		尺寸 DIMENSIONS			
		公称内径 DN	标号 DASH	A	C	D	L
88111-10-08	5/8	12	08	45	34.2	27.8	6.7
88111-10-10	5/8	16	10	46	34.2	27.8	6.7
88111-10-12	5/8	20	12	46	34.2	27.8	6.7

注：1.表中代号用于编织软管。
Note:1.For use with braided house

2.如需用于缠绕代号改为88112-xx-xx。
2.If use with spira house,hose fitting serise numberis88112-xx-xx



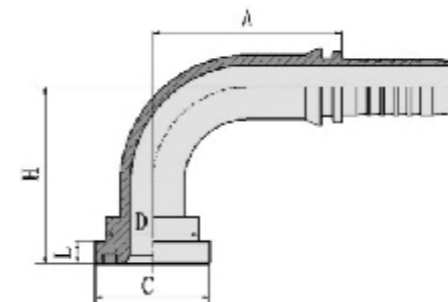
88141

45° 日制法兰
45° JIS FLANGE

代号 PART Number	螺纹E THREAD E	软管 HOSE BORE		尺寸 DIMENSIONS				
		公称内径 DN	标号 DASH	A	C	D	H	L
88141-10-08	5/8	12	08	58.9	34.2	27.8	24	6.7
88141-10-10	5/8	16	10	70.2	34.2	27.8	25.3	6.7
88141-10-12	5/8	20	12	76.2	34.2	27.8	28.8	6.7

注：1.表中代号用于编织软管。
Note:1.For use with braided house

2.如需用于缠绕代号改为88142-xx-xx。
2.If use with spira house,hose fitting serise numberis88142-xx-xx



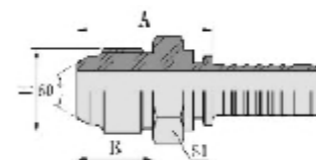
88191

90° 日制法兰
90° JIS FLANGE

代号 PART Number	螺纹E THREAD E	软管 HOSE BORE		尺寸 DIMENSIONS				
		公称内径 DN	标号 DASH	A	C	D	H	L
88191-10-08	5/8	12	08	41	34.2	27.8	48	6.7
88191-10-10	5/8	16	10	56.5	34.2	27.8	52.5	6.7
88191-10-12	5/8	20	12	65.5	34.2	27.8	62	6.7

注：1.表中代号用于编织软管。
Note:1.For use with braided house

2.如需用于缠绕代号改为88192-xx-xx。
2.If use with spira house,hose fitting serise numberis88192-xx-xx



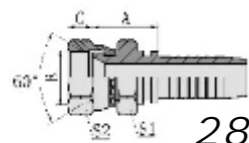
18611

日本公制外螺纹60° 外锥面
JIC METRC MALE60° CONE SEAT

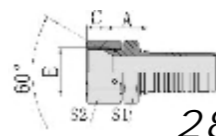
代号 PART Number	螺纹E THREAD E	软管 HOSE BORE		尺寸 DIMENSIONS		
		公称内径 DN	标号 DASH	A	C	S1
18611-14-04	M14 × 1.5	6	04	29.5	17	17
18611-14-06	M14 × 1.5	10	06	29.5	17	17
18611-16-04	M16 × 1.5	6	04	30.5	18	17
18611-16-06	M16 × 1.5	10	06	30.5	18	17
18611-18-06	M18 × 1.5	10	06	30.5	18	19
18611-20-08	M20 × 1.5	12	08	35	20	22
18611-22-08	M22 × 1.5	12	08	35	20	24
18611-24-10	M24 × 1.5	16	10	39.5	21.5	27
18611-30-12	M30 × 1.5	20	12	45	26	32
18611-33-16	M33 × 1.5	25	16	50.5	30	36
18611-36-20	M36 × 1.5	32	20	55	33	38
18611-42-24	M42 × 1.5	40	24	60	36	46

注：1.表中代号用于编织软管。
Note:1.For use with braided house

2.如需用于缠绕代号改为18642-xx-xx。
2.If use with spira house,hose fitting serise numberis18642-xx-xx



28611

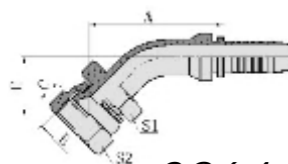


28611-W

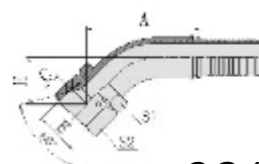
日本公制外螺纹60°内锥面
JIC METRC MALE60° CONE SEAT

代号 PART Number	螺纹E THREAD E	软管 HOSE BORE		尺寸 DIMENSIONS			
		公称内径 DN	标号 DASH	A	C	S1	S2
28611-12-04	M12×1.5	6	04	20	9	17	17
28611-14-04	M14×1.5	6	04	21	10.5	19	19
28611-14-06	M14×1.5	10	06	21	10.5	19	19
28611-16-04	M16×1.5	6	04	24	10	22	22
28611-16-05	M16×1.5	8	05	24	10	22	22
28611-16-06	M16×1.5	10	06	24	10	22	22
28611-18-06	M18×1.5	10	06	25	11.5	24	24
28611-18-08	M18×1.5	12	08	24.5	11.5	24	24
28611-20-08	M20×1.5	12	08	28.5	12	27	27
28611-22-08	M22×1.5	12	08	25.5	14	27	27
28611-24-08	M24×1.5	12	08	27.5	15	32	32
28611-24-10	M24×1.5	16	10	28.5	15	32	32
28611-27-10	M27×1.5	16	10	28.5	10	32	32
28611-30-12	M30×1.5	20	12	28.5	18.3	36	36
28611-33-12	M33×1.5	20	12	31	21.3	41	41
28611-33-16	M33×1.5	25	16	32	21.3	41	41
28611-36-20	M36×1.5	32	20	35.5	20	46	46
28611-42-24W	M42×1.5	40	24	36	18.8	50	55

注：1.表中代号用于编织软管。 2.如需用于缠绕代号改为28612-xx-xx。
Note:1.For use with braided house 2.If use with spira house,hose fitting serise numberis28612-xx-xx



28641

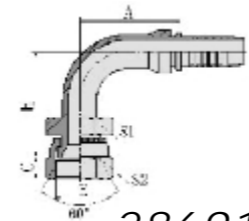


28641-W

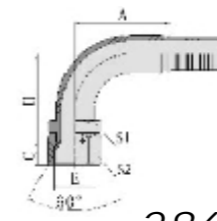
45°日本公制内螺纹60°内锥面
45°JIS METRIC FEMALE 60° CONE SEAT

代号 PART Number	螺纹E THREAD E	软管 HOSE BORE		尺寸 DIMENSIONS				
		公称内径 DN	标号 DASH	A	C	H	S1	S2
28641-14-04	M14×1.5	6	04	43.4	10.5	21.3	19	19
28641-16-05	M16×1.5	8	05	47.6	10	24.3	22	22
28641-18-06	M18×1.5	10	06	49.2	11.5	24.9	24	24
28641-22-08	M22×1.5	12	08	262.1	14	27.2	27	27
28641-24-10	M24×1.5	16	10	74.4	15	29.9	32	32
28641-30-12	M30×1.5	20	12	80.9	18.3	33.5	36	36
28641-33-16	M33×1.5	25	16	89.9	21.3	35.7	41	41
28641-36-20	M36×1.5	32	20	104.1	20	41.9	46	46
28641-42-24W	M42×1.5	40	24	116.2	18.8	45.5	50	55

注：1.表中代号用于编织软管。 2.如需用于缠绕代号改为28642-xx-xx。
Note:1.For use with braided house 2.If use with spira house,hose fitting serise numberis28642-xx-xx



28691

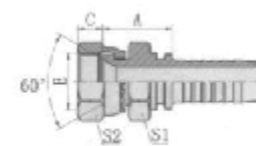


28691-W

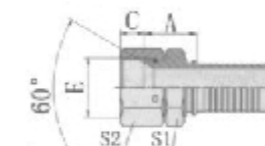
90°日本公制内螺纹60°内锥面
90°JIS METRIC FEMALE 60° CONE SEAT

代号 PART Number	螺纹E THREAD E	软管 HOSE BORE		尺寸 DIMENSIONS				
		公称内径 DN	标号 DASH	A	C	H	S1	S2
28691-14-04	M14×1.5	6	04	30	10.5	38	19	19
28691-14-06	M14×1.5	10	06	35.5	10.5	43.3	19	19
28691-16-05	M16×1.5	8	05	33	10	44	22	22
28691-18-06	M18×1.5	10	06	35.3	11.5	46.3	24	24
28691-22-08	M22×1.5	12	18	41	14	52.5	27	27
28691-24-10	M24×1.5	16	10	56.5	15	59	32	32
28691-30-12	M30×1.5	20	12	65.5	18.3	68.58	36	36
28691-33-16	M33×1.5	25	16	76.7	21.3	76	41	41
28691-36-20	M36×1.5	32	20	93	20	90	46	46
28691-42-24W	M42×1.5	40	24	109.4	18.8	103	50	55

注：1.表中代号用于编织软管。 2.如需用于缠绕代号改为28692-xx-xx。
Note:1.For use with braided house 2.If use with spira house,hose fitting serise numberis28692-xx-xx



29611



29611-W

日本英制内螺纹60°内锥面
JIC GAS FEMALE60° CONE SEAT
JIS B8363

代号 PART Number	螺纹E THREAD E	软管 HOSE BORE		尺寸 DIMENSIONS			
		公称内径 DN	标号 DASH	A	C	S1	S2
29611-02-03	G1/8"×28	5	03	20	7	14	14
29611-04-04	G1/4"×19	6	04	21	8	19	19
29611-04-05	G1/4"×19	8	04	21	8	19	19
29611-06-04	G3/8"×19	6	04	24	9	22	22
29611-06-06	G3/8"×19	10	06	23	9	22	22
29611-08-06	G1/2"×14	10	06	28	12	27	27
29611-08-08	G1/2"×14	12	08	26.5	12	27	27
29611-10-10	G5/8"×14	16	10	31	11.5	30	30
29611-12-10	G3/4"×14	16	10	28.5	13.5	32	32
29611-12-12	G3/4"×14	20	12	28.5	13.5	32	32
29611-16-16	G1"×11	25	16	33	16	41	41
29611-20-20W	G1.1/4"×11	32	20	43	18.5	50	50
29611-24-24W	G1.1/2"×11	40	24	43.5	19	55	55
29611-32-32W	G2"×11	50	32	43.5	23	70	70

注：1.表中代号用于编织软管。 2.如需用于缠绕代号改为29642-xx-xx。
Note:1.For use with braided house 2.If use with spiral house,hose fitting serise numberis29642-xx-xx