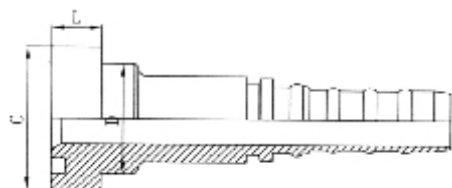


FS

SAE 对开法兰夹 6000 PSI
SAE SPLIT FLANGE CLAMPS 6000 PSI
ISO 6162-SAE J518

代号 PART NO.	法兰型号 FLANGE SIZE	尺寸 DIMENSIONS					螺栓 BOLT	压力等级 MPA
		A	B	C	D	E		
FS-08	1/2"	56.3	49.2	40.5	9	18.2	M8X30	42
FS-12	3/4"	71.4	61.8	50.8	11	23.8	M10X35	
FS-16	1"	81	71.4	57.2	13	27.8	M12X45	
FS-20	1.1/4"	95.3	79.2	66.7	15	31.8	M14X50	
FS-24	1.1/2"	112.8	96.8	79.4	17	36.6	M16X55	
FS-32	2"	133.4	115.6	96.8	21	44.4	M20X70	

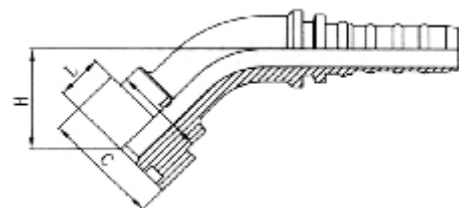
注：螺栓需另订。
Note: Bolt should be ordered another



87913

SAE 法兰 6000PSI 内锁式
SAE FLANGE 6000PSI INTERLOCK

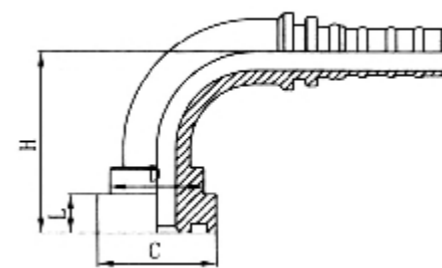
代号 PART NO.	法兰型号 FLANGE SIZE	软管 HOSE BORE		尺寸 DIMENSIONS		
		公称内径 DN	标号 DASH	C	D	L
87913-08-08	1/2"	12	08	31.8	23.9	14.3
87913-12-12	3/4"	20	12	41.3	31.7	14.3
87913-16-16	1"	25	16	47.6	38	14.3
87913-20-20	1.1/4"	32	20	54	43.6	14.3
87913-24-24	1.1/2"	40	24	63.5	50.8	14.3
87913-32-32	2"	50	32	79.4	66.5	14.3



87943

45° SAE 法兰 9000PSI 内锁式
45° SAE FLANGE 9000PSI INTERLOCK

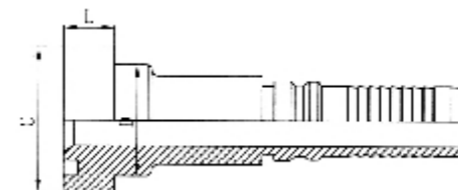
代号 PART NO.	法兰型号 FLANGE SIZE	软管 HOSE BORE		尺寸 DIMENSIONS			
		公称内径 DN	标号 DASH	C	D	L	H
87943-08-08	1/2"	12	08	31.8	23.9	14.3	30.5
87943-12-12	3/4"	20	12	41.3	31.7	14.3	35.6
87943-16-16	1"	25	16	47.6	38	14.3	37.5
87943-20-20	1.1/4"	32	20	54	43.6	14.3	42.3
87943-24-24	1.1/2"	40	24	63.5	50.8	14.3	46.9
87943-32-32	2"	50	32	79.4	66.5	14.3	61.5



87993

90° SAE 法兰 9000PSI 内锁式
90° SAE FLANGE 9000PSI INTERLOCK

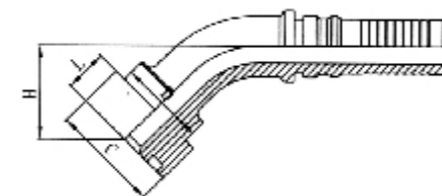
代号 PART NO.	法兰型号 FLANGE SIZE	软管 HOSE BORE		尺寸 DIMENSIONS			
		公称内径 DN	标号 DASH	C	D	L	H
87993-08-08	1/2"	12	08	31.8	23.9	14.3	40.5
87993-12-12	3/4"	20	12	41.3	31.7	14.3	71.5
87993-16-16	1"	25	16	47.6	38	14.3	78.5
87993-20-20	1.1/4"	32	20	54	43.6	14.3	90.5
87993-24-24	1.1/2"	40	24	63.5	50.8	14.3	105
87993-32-32	2"	50	32	79.4	66.5	14.3	124



87913L

SAE 法兰 9000PSI 内锁式加强
SAE FLANGE 9000PSI INTERLOCK
STRENGTHEN

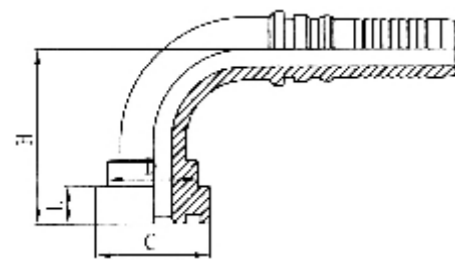
代号 PART NO.	法兰型号 FLANGE SIZE	软管 HOSE BORE		尺寸 DIMENSIONS		
		公称内径 DN	标号 DASH	C	D	L
87913L-20-20	1.1/4"	32	20	54	43.6	14.3
87913L-24-24	1.1/2"	40	24	63.5	50.8	14.3
87913L-32-32	2"	50	32	79.4	66.5	14.3



87943L

45° SAE 法兰 9000PSI 内锁式加强
45° SAE FLANGE 9000PSI INTERLOCK
STRENGTHEN

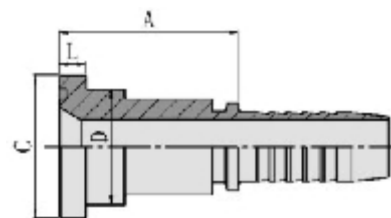
代号 PART NO.	法兰型号 FLANGE SIZE	软管 HOSE BORE		尺寸 DIMENSIONS			
		公称内径 DN	标号 DASH	C	D	L	H
87943L-20-20	1.1/4"	32	20	54	43.6	14.3	42.3
87943L-24-24	1.1/2"	40	24	63.5	50.8	14.3	46.9
87943L-32-32	2"	50	32	79.4	66.5	14.3	61.5



87993L

90° SAE 法兰 9000PSI 内锁式加强
90° SAE FLANGE 9000PSI INTERLOCK STRENGTHEN

代号 PART NO.	法兰型号 FLANGE SIZE	软管 HOSE BORE		尺寸 DIMENSIONS			
		公称内径 DN	标号 DASH	C	D	L	H
87993L-20-20	1.1/4"	32	20	54	43.6	14.3	90.5
87993L-24-24	1.1/2"	40	24	63.5	50.8	14.3	105
87993L-32-32	2"	50	32	79.4	66.5	14.3	124



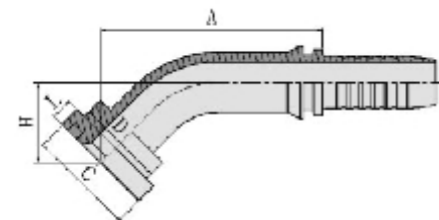
88111

日制法兰 JIS FLANGE

代号 PART Number	螺纹E THREAD E	软管 HOSE BORE		尺寸 DIMENSIONS			
		公称内径 DN	标号 DASH	A	C	D	L
88111-10-08	5/8	12	08	45	34.2	27.8	6.7
88111-10-10	5/8	16	10	46	34.2	27.8	6.7
88111-10-12	5/8	20	12	46	34.2	27.8	6.7

注：1.表中代号用于编织软管。
Note:1.For use with braided house

2.如需用于缠绕代号改为88112-xx-xx.
2.If use with spira house,hose fitting serise numberis88112-xx-xx



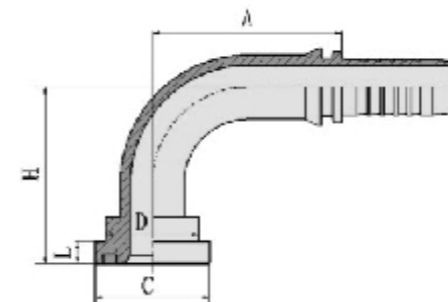
88141

45° 日制法兰
45° JIS FLANGE

代号 PART Number	螺纹E THREAD E	软管 HOSE BORE		尺寸 DIMENSIONS				
		公称内径 DN	标号 DASH	A	C	D	H	L
88141-10-08	5/8	12	08	58.9	34.2	27.8	24	6.7
88141-10-10	5/8	16	10	70.2	34.2	27.8	25.3	6.7
88141-10-12	5/8	20	12	76.2	34.2	27.8	28.8	6.7

注：1.表中代号用于编织软管。
Note:1.For use with braided house

2.如需用于缠绕代号改为88142-xx-xx.
2.If use with spira house,hose fitting serise numberis88142-xx-xx



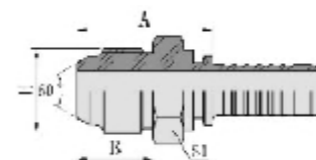
88191

90° 日制法兰
90° JIS FLANGE

代号 PART Number	螺纹E THREAD E	软管 HOSE BORE		尺寸 DIMENSIONS				
		公称内径 DN	标号 DASH	A	C	D	H	L
88191-10-08	5/8	12	08	41	34.2	27.8	48	6.7
88191-10-10	5/8	16	10	56.5	34.2	27.8	52.5	6.7
88191-10-12	5/8	20	12	65.5	34.2	27.8	62	6.7

注：1.表中代号用于编织软管。
Note:1.For use with braided house

2.如需用于缠绕代号改为88192-xx-xx.
2.If use with spira house,hose fitting serise numberis88192-xx-xx



18611

日本公制外螺纹60° 外锥面
JIC METRC MALE60° CONE SEAT

代号 PART Number	螺纹E THREAD E	软管 HOSE BORE		尺寸 DIMENSIONS		
		公称内径 DN	标号 DASH	A	C	S1
18611-14-04	M14 × 1.5	6	04	29.5	17	17
18611-14-06	M14 × 1.5	10	06	29.5	17	17
18611-16-04	M16 × 1.5	6	04	30.5	18	17
18611-16-06	M16 × 1.5	10	06	30.5	18	17
18611-18-06	M18 × 1.5	10	06	30.5	18	19
18611-20-08	M20 × 1.5	12	08	35	20	22
18611-22-08	M22 × 1.5	12	08	35	20	24
18611-24-10	M24 × 1.5	16	10	39.5	21.5	27
18611-30-12	M30 × 1.5	20	12	45	26	32
18611-33-16	M33 × 1.5	25	16	50.5	30	36
18611-36-20	M36 × 1.5	32	20	55	33	38
18611-42-24	M42 × 1.5	40	24	60	36	46

注：1.表中代号用于编织软管。
Note:1.For use with braided house

2.如需用于缠绕代号改为18642-xx-xx.
2.If use with spira house,hose fitting serise numberis18642-xx-xx