

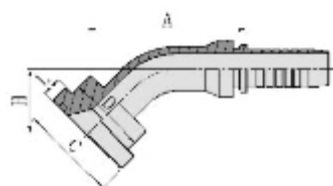
87311

SAE法兰3000PSI
SAE FLANGE 3000 PSI
ISO 12151-3-SAE J516

代号 PART Number	螺纹E THREAD E	软管 HOSE BORE		尺寸 DIMENSIONS			
		公称内径 DN	标号 DASH	A	C	D	L
87311-08-08	1/2	12	08	16	30.2	24	6.73
87311-12-08	3/4	12	08	17	38.1	31.7	6.73
87311-12-10	3/4	16	10	18	38.1	31.7	6.73
87311-12-12	3/4	20	12	18	38.1	31.7	6.73
87311-12-16	3/4	25	16	19	38.1	31.7	6.73
87311-16-12	1	20	12	51	44.1	38	8
87311-16-16	1	25	16	52	44.1	38	8
87311-16-20	1.1/4	32	20	53	44.1	38	8
87311-20-16	1.1/4	25	16	57	50.8	43	8
87311-20-20	1.1/2	32	20	58	50.8	43	8
87311-24-20	1.1/2	32	20	68	60.3	50	8
87311-24-24	2	40	24	68	60.3	50	8
87311-32-24	2	40	24	70	71.4	62	9.53
87311-32-32	2.1/2	50	32	70	71.4	62	9.53
87311-40-40		64	40	76	84.1	74	9.53

注：1.表中代号用于编织软管。
Note:1.For use with braided house

2.如需用于缠绕代号改为87312-xx-xx。
2.If use with spira house,hose fitting serise numberis87312-xx-xx



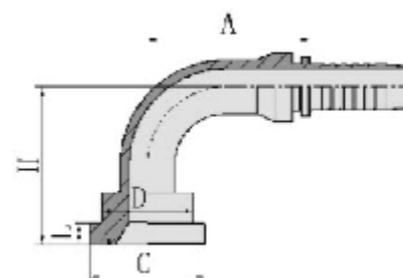
87341

45° SAE法兰3000PSI
45° SAE FLANGE 3000 PS
ISO 12151-3-SAE J516

代号 PART Number	螺纹E THREAD E	软管 HOSE BORE		尺寸 DIMENSIONS				
		公称内径 DN	标号 DASH	A	C	D	H	L
87341-08-08	1/2	12	08	58.2	30.2	24	23.3	6.73
87341-12-08	3/4	12	08	58.9	38.1	31.7	24	6.73
87341-12-10	3/4	16	10	70.1	38.1	31.7	25.3	6.73
87341-12-12	3/4	20	12	77	38.1	31.7	28.9	6.73
87341-16-12	1	20	12	77	44.4	38	28.9	8
87341-16-16	1	25	16	85.2	44.4	38	29.7	8
87341-16-20	1.1/4	32	20	94.5	44.4	38	33.8	8
87341-20-16	1.1/4	25	16	85.2	50.8	43	29.7	8
87341-20-20	1.1/2	32	20	94.5	50.8	43	33.8	8
87341-24-20	1.1/2	32	20	95.9	60.3	50	35.2	8
87341-24-24	2	40	24	109.9	60.3	50	39.1	8
87341-32-24	2	40	24	109.9	71.4	62	39.1	9.53
87341-32-32		50	32	129.3	71.4	62	46.3	9.53

注：1.表中代号用于编织软管。
Note:1.For use with braided house

2.如需用于缠绕代号改为87342-xx-xx。
2.If use with spira house,hose fitting serise numberis87342-xx-xx



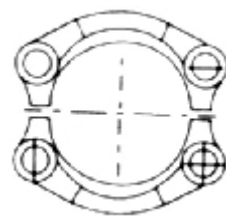
87391

90° SAE法兰3000PSI
90° SAE FLANGE 3000 PSI
ISO 12151-3-SAE J516

代号 PART Number	螺纹E THREAD E	软管 HOSE BORE		尺寸 DIMENSIONS				
		公称内径 DN	标号 DASH	A	C	D	H	L
87391-08-08	1/2	12	08	41	30.2	24	47	6.73
87391-12-08	3/4	12	08	41	38.1	31.7	48	6.73
87391-12-10	3/4	16	10	56.2	38.1	31.7	52.5	6.73
87391-12-12	3/4	20	12	66.2	38.1	31.7	62	6.73
87391-12-12(H100)	3/4	20	12	65.5	38.1	31.7	100	6.73
87391-12-12(H127)	3/4	20	12	65.5	38.1	31.7	127	6.73
87391-12-12(H150)	3/4	20	12	65.5	38.1	31.7	150	6.73
87391-12-16	1	25	16	76.7	38.1	31.7	67.5	6.73
87391-16-12	1	20	12	66.2	44.4	38	62	8
87391-16-16	1	25	16	78	44.4	38	67.5	8
87391-16-16(H100)	1	25	16	76.7	44.4	38	100	8
87391-16-16(H127)	1	25	16	76.7	44.4	38	127	8
87391-16-16(H150)	1	25	16	76.7	44.4	38	150	8
87391-16-20	1.1/4	32	20	91.5	44.4	38	78.5	8
87391-20-16	1.1/4	25	16	78	50.8	43	67.5	8
87391-20-20	1.1/4	32	20	91.5	50.8	43	78.5	8
87391-20-20(H100)	1.1/4	32	20	91.5	50.8	43	100	8
87391-20-20(H127)	1.1/4	32	20	91.5	50.8	43	127	8
87391-20-20(H150)	1.1/2	32	20	91.5	50.8	43	150	8
87391-20-24	1.1/2	40	24	108.5	50.8	43	78.5	8
87391-24-20	1.1/2	32	20	91.5	60.3	50	80.5	8
87391-24-24	2	40	24	109.4	60.3	50	94	8
87391-24-24(H127)	2	40	24	109.4	60.3	50	127	8
87391-32-24	2.1/2	40	24	109.4	71.4	62	94	9.53
87391-32-32		50	32	131.8	71.4	62	114.3	9.53
87391-40-32		50	32	131.8	84.1	74.4	114.3	9.53

注：1.表中代号用于编织软管。
Note:1.For use with braided house

2.如需用于缠绕代号改为87392-xx-xx。
2.If use with spira house,hose fitting serise number is87392-xx-xx

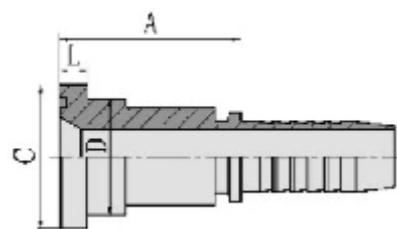


FL

SAE对开法兰夹 3000PSI
SAE SPLIT FLANGE CLAMPS 3000PSI
ISO 6162-SAE J518

代号 PART NO.	法兰型号 FLANGE SIZE	尺寸 DIMENSIONS					螺栓 BOLT	压力等级 MPA
		A	B	C	D	E		
FL-08	1/2"	53.8	46.1	38.1	9	17.5	M8X25	34.5
FL-12	3/4"	65	52.4	47.6	11	22.2	M10X30	
FL-16	1"	69.9	58.7	52.4	11	26.2	M10X30	
FL-20	1.1/4"	79.2	73	58.7	11	30.2	M10X30	27.6
FL-24	1.1/2"	93.7	82.6	69.9	13.5	35.7	M12X35	20.7
FL-32	2"	101.6	96.8	77.8	13.5	42.9	M12X35	
FL-40	2.1/4"	114	109	88.9	13.5	50.8	M12X40	10

注：螺栓需另订。
Note: Bolt should be ordered another

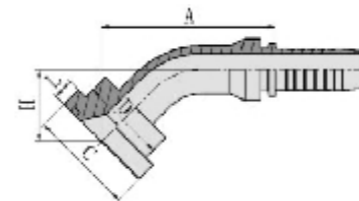


87611

SAE法兰6000PSI
SAE FLANGE 3000 PSI
ISO 12151-3-SAE J516

代号 PART Number	螺纹E THREAD E	软管 HOSE BORE		尺寸 DIMENSIONS			
		公称内径 DN	标号 DASH	A	C	D	L
87611-08-08	1/2	12	08	47	31.7	24	7.75
87611-12-10	3/4	16	10	51	41.3	32	8.76
87611-12-12	3/4	20	12	51	41.3	32	8.76
87611-16-12	1	20	12	56	47.6	38	9.53
87611-16-16	1	25	16	57	47.6	38	9.53
87611-16-20	1	32	20	61	47.6	38	9.53
87611-20-16	1.1/4	25	16	65	54	44	10.29
87611-20-20	1.1/4	32	20	66	54	44	10.29
87611-24-20	1.1/2	32	20	75	63.5	51	12.57
87611-24-24	2	40	24	75	63.5	51	12.57
87611-32-24	2	40	24	85	79.4	67	12.57
87611-32-32		50	32	85	79.4	67	12.57

注：1.表中代号用于编织软管。 2.如需用于缠绕代号改为87612-xx-xx。
Note: 1. For use with braided house 2. If use with spira house, hose fitting serise numberis87612-xx-xx

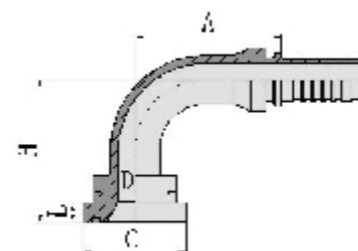


87641

45° SAE法兰6000PSI
45° SAE FLANGE 6000 PSI
ISO 12151-3-SAE J516

代号 PART Number	螺纹E THREAD E	软管 HOSE BORE		尺寸 DIMENSIONS				
		公称内径 DN	标号 DASH	A	C	D	H	L
87641-08-08	1/2	12	08	58.9	31.7	24	24	7.75
87641-08-12	1/2	20	12	74.9	31.7	24	27.5	7.75
87641-12-10	3/4	16	10	72.5	41.3	32	28.2	8.76
87641-12-12	3/4	20	12	79.2	41.3	32	31.8	8.76
87641-16-16	1	25	16	90.2	47.6	38	34.7	9.53
87641-20-20	1.1/4	32	20	103.8	54	44	41.5	10.29
87641-24-20	1.1/2	32	20	105.8	63.5	51	45.1	12.57
87641-24-24	2	40	24	116.2	63.5	51	45.5	12.57
87641-32-24	2	40	24	125.4	79.4	67	54.7	12.57
87641-32-32		50	32	135.7	79.4	67	52.7	12.57

注：1.表中代号用于编织软管。 2.如需用于缠绕代号改为87642-xx-xx。
Note: 1. For use with braided house 2. If use with spira house, hose fitting serise numberis87642-xx-xx



87691

90° SAE法兰3000PSI
90° SAE FLANGE 3000 PSI
ISO 12151-3-SAE J516

代号 PART Number	螺纹E THREAD E	软管 HOSE BORE		尺寸 DIMENSIONS				
		公称内径 DN	标号 DASH	A	C	D	H	L
87691-08-08	1/2	12	08	41	31.7	24	48	7.75
87691-12-10	3/4	16	10	56.5	41.3	32	56.5	8.76
87691-12-12	3/4	20	12	66.2	41.3	32	66	8.76
87691-16-12	1	20	12	66.2	47.6	38	69	9.53
87691-16-16	1	25	16	78	47.6	38	74.5	9.53
87691-16-20	1	32	20	91.5	47.6	38	85.5	9.53
87691-20-16	1.1/4	25	16	78	54	44	78.5	10.29
87691-20-20	1.1/4	32	20	91.5	54	44	89.5	10.29
87691-24-20	1.1/2	32	20	91.5	63.5	51	94.5	12.57
87691-24-24	2	40	24	109.4	63.5	51	108	12.57
87691-32-24	2	40	24	109.4	79.4	67	116	12.57
87691-32-32		50	32	131.8	79.4	67	136.3	12.57

注：1.表中代号用于编织软管。 2.如需用于缠绕代号改为87692-xx-xx。
Note: 1. For use with braided house 2. If use with spira house, hose fitting serise numberis87692-xx-xx